

EDWARDS ELEMENTARY SCHOOL

1123 N.E. Grand Blvd., OKC 73117
 405.427.3800
 Ms. Ronda Hamilton
 Principal of Edwards since 2009-10
 Grades Served: PK-6



School named for Walter J. and Frances Edwards, land developers
 School Mascot: Eagles

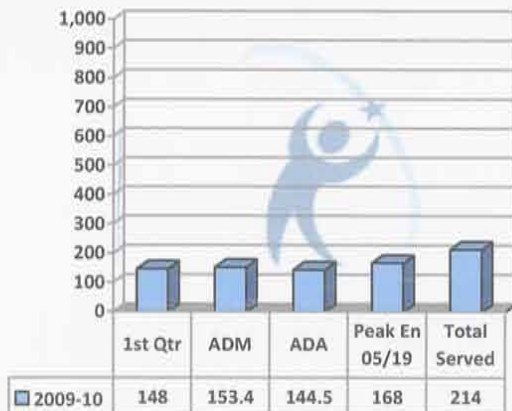
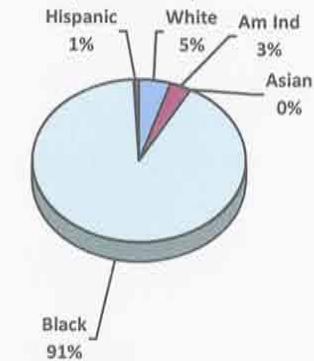
BUILDING INFORMATION

Year Built	1950
Additions	1957, 1958
Square Footage	24,159
Acres in Site	3.90
Board District Location	5
US Congressional District	5
State Senate District	48
State House District	99
County Commissioner District	1
City Council Ward	OKC 7

STUDENT INFORMATION

Females	53.4%
Males	46.6%
Average Number of Days Enrolled	120
Mobility Rate	65.0%
Turnover Rate	52.6%
Attendance Rate	94.1%
Truancy Rate	0.9%
Attending on Transfer	24.3%
Free/Reduced Lunch	100.0%
English Language Learners	0.0%
Special Education	11.5%

Racial/Ethnic Composition



Gifted and Talented	0.0%
Recommended for Retention	16.5%
In-School Suspensions	4
Out-of-School Suspensions	57

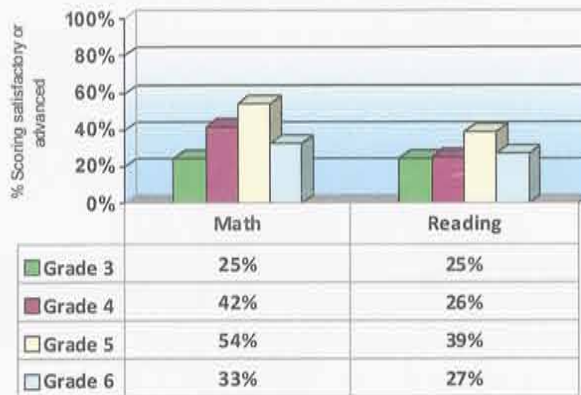
ADDITIONAL INFORMATION

Library Materials	2,253
Open House Attendance	170
Parent-Teacher Conference Day	132
PTA Membership	23
United Way Contributions	\$447

EDWARDS ELEMENTARY SCHOOL

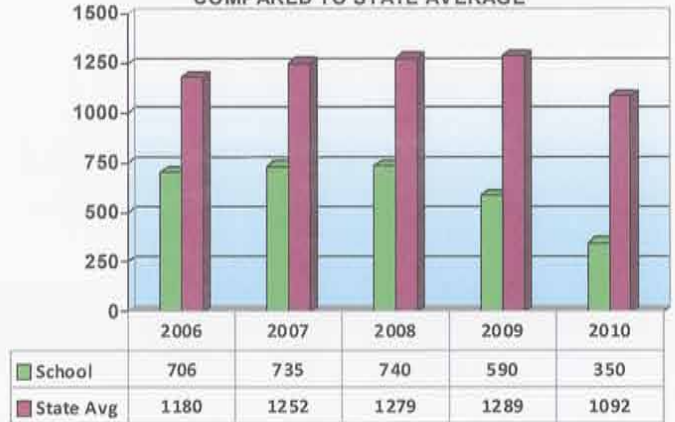
TESTING INFORMATION SPRING 2010

OKLAHOMA CRITERION REFERENCE TESTS



*All Students

TOTAL API SCORE FOR REGULAR ED STUDENTS COMPARED TO STATE AVERAGE



(For comparison to the State average, the State only reports regular education students. If the school has no total API score for any year, they did not have sufficient regular education students to get a total API score.)

	2006	2007	2008	2009	2010
Reading Academic Performance Index Score (API) - All Students	358	572	771	553	322
Math Academic Performance Index Score (API) - All Students	442	508	476	414	403
Adequate Yearly Progress (AYP)	Yes	Yes	Yes	No	Yes
School Needing Improvement	No	No	No	No	No

SPECIAL INSTRUCTIONAL PROGRAMS AND ACTIVITIES

After School Options	Pass Key	School Uniforms
Computers on Wheels	Reading Sufficiency Act	Schools for Healthy Lifestyles
DEAR/SSR	Safe and Drug Free Schools	Title I
Foster Grandparents	Safe School Plan	Tutoring/Mentoring
Johnson O'Malley	Safety Net	

STAFF INFORMATION

Number of Certified Staff	11	Average Class Size	17.2
Percent Minority	45.5%	Substitute Teacher Expense	\$5,266
Attendance Rate	97.1%	Worker's Compensation Claims	0
Average Length of Service (Yrs)	11.5	National Board Certification	0
Masters Degree or Above	36.4%	OCPS Foundation Grant Awards	1